


HSDP CONNECTOR

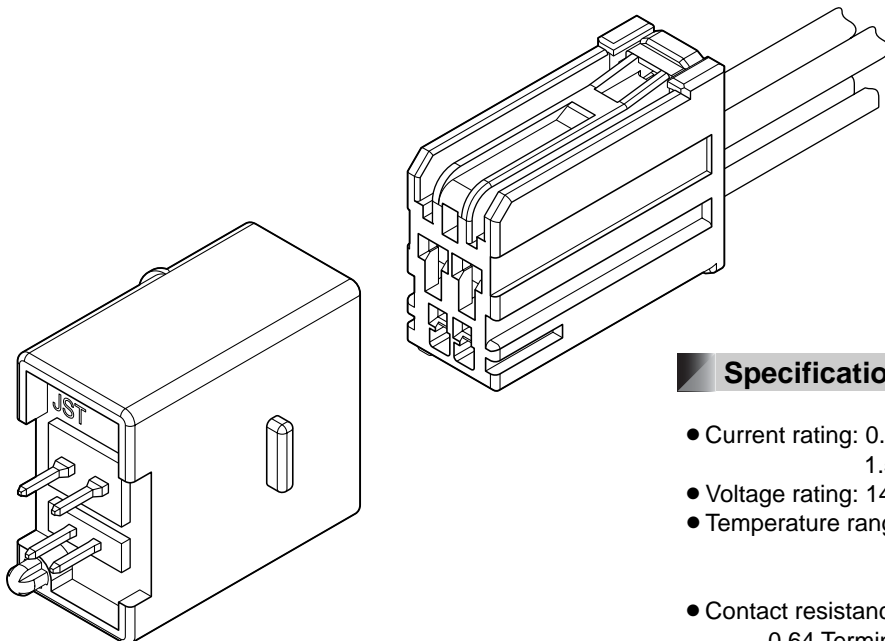
Board-to-wire



0.64/1.5 Hybrid circuits connector

Features

- Key option is available.
- Small Packaging with Signal and Power

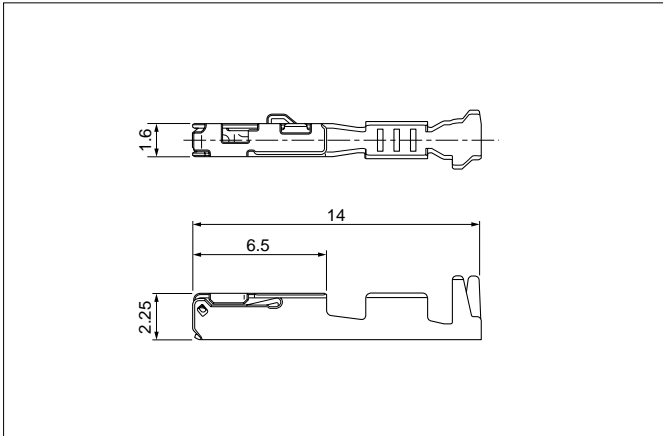


Specifications

- Current rating: 0.64 Terminal/ 5 A AC, DC max.
1.5 Terminal/ 14 A AC, DC max.
- Voltage rating: 14 V AC, DC
- Temperature range: -40°C to +85°C
(including temperature rise in applying electrical current)
- Contact resistance:
0.64 Terminal; Initial value/ 15 mΩ max.
After environmental tests/ 15 mΩ max.
1.5 Terminal; Initial value/ 8.0 mΩ max.
After environmental tests/ 8.0 mΩ max.
- Insulation resistance: 100 MΩ min.
- Withstanding voltage: 1,000 VAC/minute
- Applicable wire: AVSS/ CAVS/ TXL/ ISO
0.3 mm² to 0.85 mm²

- * Compliant with ELV/RoHS.
- * Contact JST for details.

Female terminal



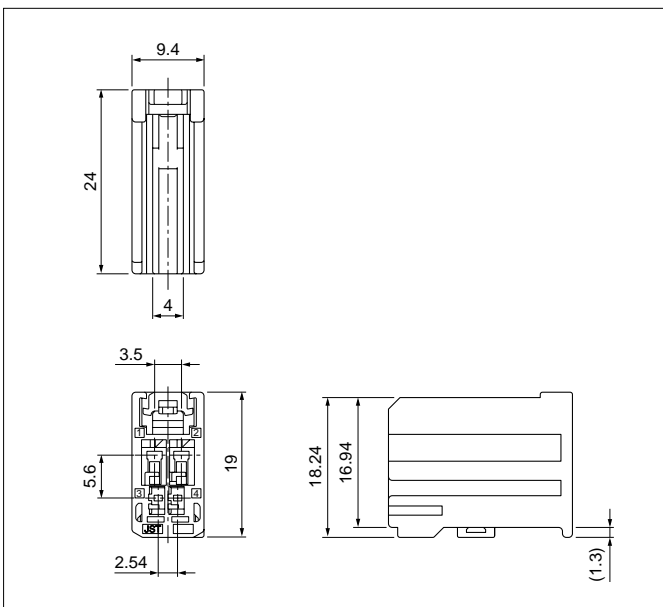
Model No.	Applicable wire range		Q'ty/reel
	Conductor (mm ²)	Insulation O.D. (mm)	
①SAIT-A03T-M064	0.3 to 0.5	≤1.9	6,500
①SAIT-A02T-M064	0.75 to 0.85	≤1.9	6,500

②GT150 or equivalent Terminal (Customer specified Terminal)

Material and Finish

- ①Copper alloy, tin-plated (reflow treatment)
- ②Copper alloy (refer to Delphi connection Systems for detail)

Female connector

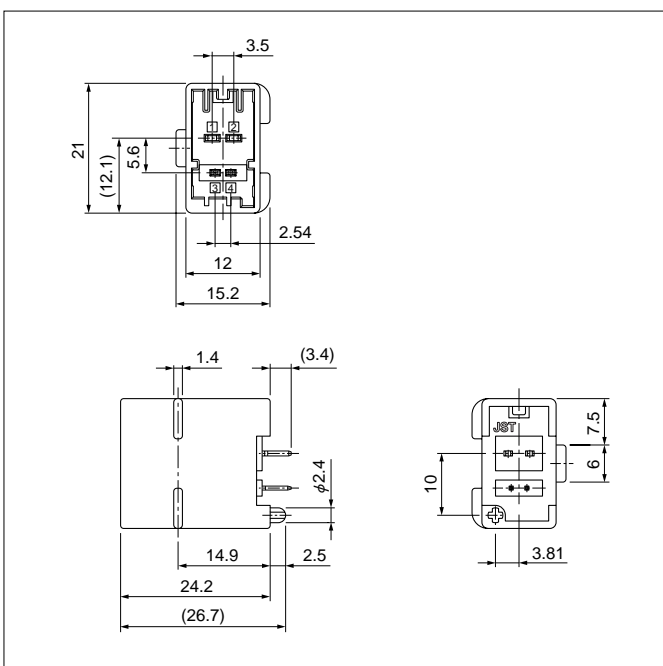


Circuits	Option	Model No.	Q'ty/box	Housing Color
4	B	HSDPPB-04-2BH	4,000	Gray
	D	HSDPPB-04-2DM	4,000	Green
	F	HSDPPB-04-2FS	4,000	Natural

Material and Finish

Housing: PBT
TPA: PBT, Blue

Male connector



Circuits	Option	Model No.	Q'ty/box	Housing Color
4	B	B04B-HSDP-2BH	1,560	Gray
	D	B04B-HSDP-2DM	1,560	Green
	F	B04B-HSDP-2FS	1,560	Natural

Material and Finish

Housing: Glass-filled, PPA
1.5 Male pin: Brass, tin-plated
0.64 Male pin: Brass, tin-plated

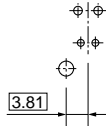
HSDP CONNECTOR

PC board layout, Assembly layout

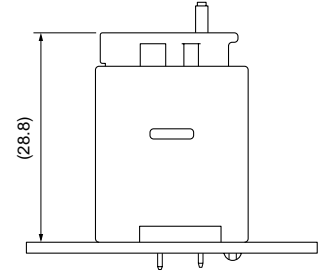
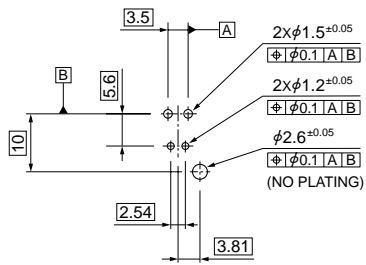
• Option B



• Option D



• Option F



Crimping machine, Applicator

Strip terminal	Crimping machine	Crimp applicator MKS-L	
		Dies	Crimp applicator with dies
SAIT-A03T-M064	AP-K2N	MK/SAIT-A03-064	APLMK SAIT-A03-064
SAIT-A02T-M064		MK/SAIT-A02-064	APLMK SAIT-A02-064

Note: When crimping operation is conducted using an applicator and die set other than the above, JST cannot guarantee the performance of the terminal.